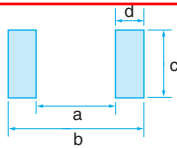


Design Supportive Data

Recommended land pattern (Dimension: mm)

Recommended land pattern A



Series	a	b	c	d	Page	
RP1005, RL0510	0.5	1.9	0.7	—	17,19	
RP1608, RL0816, RPH1608	0.7	3	1.6	—	17,19	
RP2012, RL1220	1	4	2.4	—	17,19	
RL3720	1.2	4.0*	4.2	—	18	
RL3720W	1.2	4.0*	7.9	—	18	
RL7520W	1.2	4.0*	15.8	—	18	
KRL1220	1.2	2.7	1.5	—	21	
KRL1632	(5~7m)	1	4	1.9	—	21
	(8m~)	2.4				
KRL3264	(5~7m)	2.9	7.4	3.5	—	21
	(8m~)	4.4				
KRL2012	(1m)	0.1	2	2.2	—	21
	(2m)	0.4				
	(3m~)	0.6				
KRL3216	(1m)	0.4	2.4	3.4	—	21
	(2m)	0.8				
	(3m~)	1				
KRL6432	(1m)	0.9	4.2	6.6	—	21
	(2m~)	2.2				
KRL7638	(1m)	1.1	4.6	7.8	—	21
	(2m~)	2.6				
KRL9045	(1m)	1.3	5.1	9.2	—	21
	(2m~)	3.1				
KRL11050	(1m)	1.5	5.6	11.2	—	21
	(2m~)	3.6				
PRL0816	0.4	—	2	1	18	
PRL1220	0.55	—	2.5	1.2	18	
PRL1632	0.7	—	4	1.4	18	
PRL3264	1.6	—	7.5	2	18	
RL1632	1.1	4.7	1.7	1.8	19	
RL3264	2.3	7.9	3.6	2.8	19	
RL1632H	(1~4m)	—	4.14	2.97	1.37	20
	(5m~)	1.4	5.2	1.78	1.9	20
RL-3264-6C	—	8	4	2	20	
RL-3264-9V	(1~4m)	—	7.37	3.68	3.05	20
	(5~6m)	—	7.4	3.68	2.11	20
	(7~11m)	—	7.36	3.68	1.8	20

*27mm, if heat dissipation is considered.

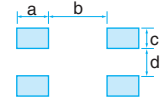
Series	a	b	c	d	Page
RN732X	1.2	—	1.2	0.6	13
RR1632	2.4	—	1.6	0.6	13
RR2632	2.4	—	2.6	0.6	13
PFR (GFR) 03	0.3	1	0.3~0.7	—	27
PFR (GFR) 05	0.5	1.5	0.4~0.8	—	27
EF2A51A	0.46	1.22	0.55	0.38	36

Series	a	b	c	d	Page
PCAA031 (B) T	1.1	3.5	1.3	—	24
PCAA041B	1.6	4.5	1.7	—	24
PCMC042T	2.2	5.2	2.5	—	24
PCMC053T	3	7	2.5	—	24
PCMC (B) 063T	3.7	7.4	3.5	—	23
PCMC (B) 104T	4.5	11.5	4	—	23
PCMC133E	8	14.5	5	—	23
PCMC135T	8	14.5	5	—	23

Chip Size	a	b	c	d
06*03	0.28	0.76	0.34	—
1.0*0.5	0.5	1.6	0.6	—
1.6*0.8	1	3	1.2	—
2.0*1.25	1.2	4	1.65	—
3.2*1.6	2.2	5	2	—

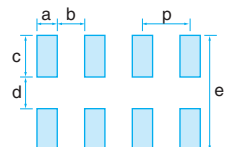
Series	Page	Series	Page
RG Series	8	RT Series	16
RGH Series	12	TFL Series	30
RR Series (except RR1632, RR2632)	13	HPL Series	30
RRS Series	14	HTC Series	31

Recommended land pattern B



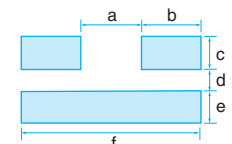
Series	a	b	c	d	Page
RM2012	0.6	0.8	0.5	0.6	10
RM3216	1.1	1.2	0.7	0.8	10
RN1632B (C)	1.2	1	0.8	0.8	15
RL1632L4	1	2.2	1.1	0.5	22
RL2550L4	3.4	2.6	1.8	0.7	22
RL3264L4	4.2	2.2	2.4	0.8	22

Recommended land pattern C

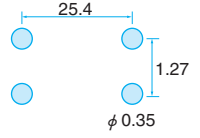
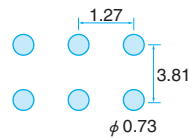


Series	a	b	c	d	e	p	Page
RS064R	0.2	—	—	0.3	0.9	0.4	25
RS064R (K)	0.2	—	—	0.3	0.9	0.5	25
RS4N	0.25	—	—	0.5	1.5~2.0	0.5	25
RA1632	0.25~0.3	0.5~0.55	0.9	0.6	—	—	15
RS062R (2 electrodes on one side)	0.3	—	—	0.3	0.9	0.5	25
RS2N (2 electrodes on one side)	0.25	—	—	0.5	1.8	0.65	25
RS8A (5 electrodes on one side)	0.3	—	—	1	3.6	0.635	26
RS8M (8 electrodes on one side)	0.25	—	—	1	3.6	0.5	26

Recommended land pattern D



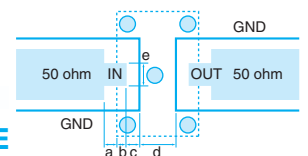
Series	a	b	c	d	e	f	Page
PAT0510S	0.18	0.21	0.35	0.37	0.35	0.6	38
PAT0816	0.5	0.6	0.4	0.3	0.4	1.7	38
PAT1220	0.7	0.8	0.7	0.5	0.7	2.3	38
PAT1632	1.0	1.2	0.8	0.65	0.8	3.4	38
PXV1220S	0.7	0.3	0.7	0.5	0.7	2.3	37
PBV1632S	1.0	1.2	0.8	0.65	0.8	3.4	37
RN1632A	1.0	1.2	0.8	0.65	0.8	3.4	15



Series	Page
FL Series	35

Series	Page
CL1L5	40
CL2LA	40

Recommended land pattern E



Series	a	b	c	d	e	Page
TBF-0510	0.2	0.15	0.3	1.1	0.3	33
TBF-1608	0.2	0.15	0.125	0.25	0.4	33
TBF-2012	0.2	0.15	0.3	0.35	0.3	33